

Special Features

- Superbright bipolar red, yellow, and green LEDs assembled with resistor for 120VAC or 240VAC
- Plastic housings or rugged screw on metal housings - all available with IP66 sealing
- Custom wire leads, connector options available- can be customized for a range of AC voltages
- Part marking available on plastic housings

Specifications

Mounting Hole:

- 100/600 series front mounts in .312" + .003"/-.001" (7.93 + .08/-.03 mm) hole with tinnerman nut
- With nickel steel bezel .500" ± .002" (12.7 ± .05 mm) hole
- CC/CR/BR series front mounts in .312" ± .002" (7.93 ± .05 mm) hole with hex nut
- CRM/BRM series rear mounts in .315" ± .002" (8.00 ± .05 mm) hole with hex nut

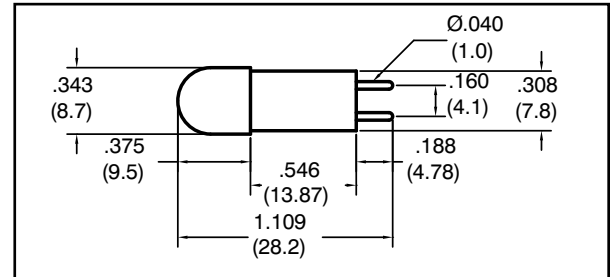
Termination:

- 100/600 series available with 6.0" (152.4 mm) 22AWG white and black leads or bipins (gold plated brass)
- CC/CR/BR/CRM/BRM series available with 6.0" (152.4mm) 24AWG white and black leads or LED pins

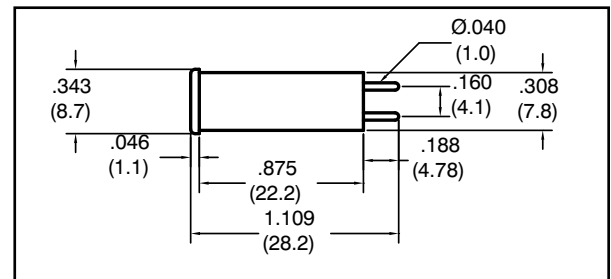


5mm Panel Mount LEDs

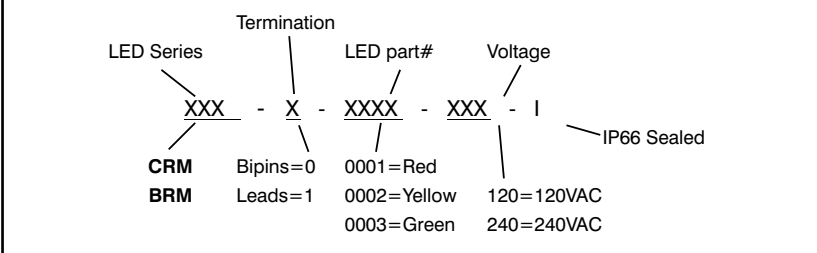
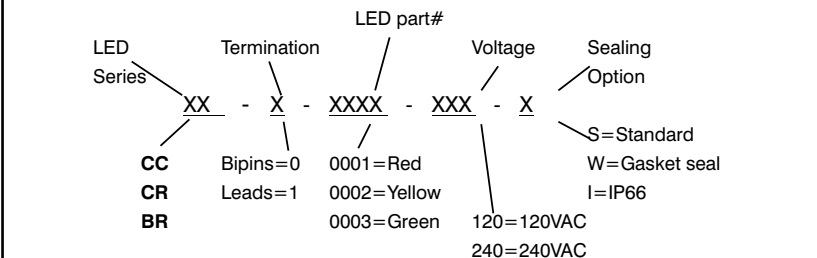
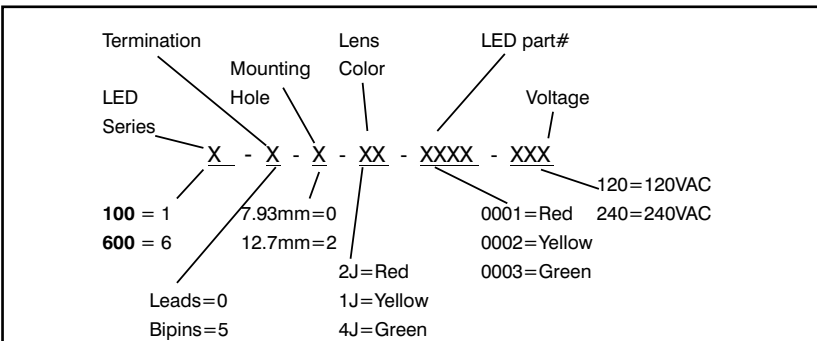
100/150 Series



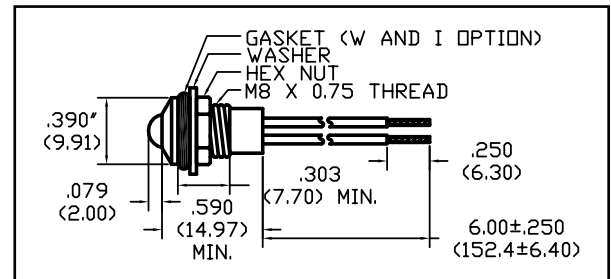
600/650 Series



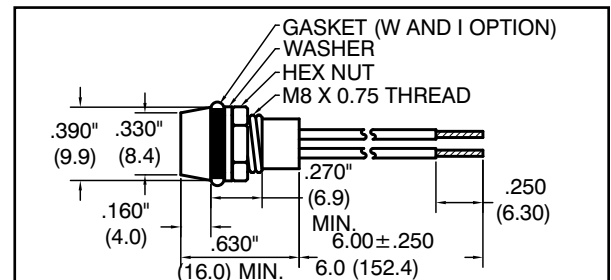
How To Order



CC Series



CR/BR Series (BR = Black matte finish)



CRM/BRM Series (BRM=Black matte finish)

