

Marine Products  
**30 Ampere, 125V AC**  
 2 Pole 3 Wire  
**Ship-to-Shore Devices**



**IP56**  
 SUITABILITY Inlets Only.



30A 125V  
**NEMA L5-30R**

**30A 125V AC Ship-to-Shore Devices**

Description	Catalog Numbers
Stylized UV resistant non-metallic shore power inlet has white Centrex cover which makes unit weatherproof when completely closed. Interior has easy-to-wire terminations and is transparent for quick and easy visual inspection. Mounting holes are 2 <sup>3</sup> / <sub>8</sub> " (60.3) on centers and match existing mounting patterns. Mounting screws and gasket included. Protective rear enclosure/strain relief also included.	<b>HBL303NM</b>
Stylized type 316 stainless steel shore power inlet has easy to use push-button latch that makes unit watertight when fully engaged. Interior has easy-to-wire terminations and is transparent for quick and easy visual inspection. Mounting holes are 2 <sup>3</sup> / <sub>8</sub> " (60.3) on centers and match existing mounting patterns. Mounting screws and gasket included. Protective rear enclosure/strain relief also included.	<b>HBL303SSBL</b>
Traditional, stainless steel shore power inlet has new easy-to-wire terminations. Interior is transparent for quick and easy visual inspection. Interior is shielded from the elements by a gasketed, self-closing cover, watertight when cover is screwed in place. Mounting holes are 2 <sup>3</sup> / <sub>8</sub> " (60.3) on centers. Mounting screws and gasket included. Protective rear enclosure/strain relief also included.	<b>HBL303SS</b>
Traditional stainless steel inlet housing; blank for attaching a circuit breaker (not included). Mounting hardware for Carling series breakers included.	<b>HBLCBISS*</b>
Stylized non-metallic inlet housing; blank for attaching a circuit breaker (not included). Mounting hardware for Carling series breakers included.	<b>HBLCBINM</b>
Protective rear cover. Fits all 30A shore power inlets. Secures to back of inlets with 3 screws which are provided.	<b>SR3050**</b>
Replacement interior for #HBL303SS and #60CM61 shore power inlets.	<b>HBL303INT*</b>
Nickel plated brass adapter plate for mounting traditional round stainless steel shore power inlets to FS/FD box.	<b>HBL60CM75*</b>
Traditional stainless steel power outlet has gasketed, self-closing cover, watertight when cover is screwed in place. Mounting holes are 2 <sup>3</sup> / <sub>8</sub> " (60.3) on centers. Mounting screws and gasket included.	<b>HBL303SSO</b>

Notes: \*Not shown.  
 \*\* Not UL/CSA



**HBL303NM**



**HBL303SSBL**



**HBL303SS**



**HBLCBINM**



**HBL303SSO**

**30A 125V AC Traditional Stainless Steel Inlets**

Base and cover are #316 type stainless steel for strength and corrosion resistance.

Self-closing cover assures the interior is shielded from the elements when the inlet is not in use.

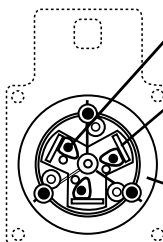
Neoprene gasket on underside of cover. For sealing when the cover is closed.

Contact blades are nickel plated brass for corrosion resistance.

New, easy-to-wire interior is transparent for quick, visual inspection of terminations and high-heat resistance.

Threaded base for making a watertight seal. When in use, it mates to the threaded ring of the weatherproof cover on the connector body. When not in use, it mates to the threaded cover.

Three screws "lock-in" the interior once it is in place.



Contacts are nickel plated brass for corrosion resistance.

New easy-to-wire interior is transparent for quick, visual inspection of terminations.

#SR3050 protective rear enclosure cap attaches to contact carrier with 3 screws.

## Marine Products

### 30 Ampere, 125V AC

2 Pole 3 Wire  
Ship-to-Shore Devices



HBL26CM10



HBL26CM11

HBL60CM31  
HBL60CM31W

HBL26CM13

HBL60CM33  
HBL60CM33W

HBL60CM32



Plugs and connectors only.



30A 125V

NEMA L5-30R

### 30A 125V AC Ship-to-Shore Devices

Description	Catalog Numbers
Yellow single receptacle has Rynite® body and abuse resistant nylon face. <b>IP20 SUITABILITY.</b>	<b>HBL26CM10</b>
Yellow Insulgrip® plug has rugged nylon housing and cord grip with range of .360" to .930" (9-24) that utilizes a unique offset jaws arrangement to provide secure strain relief. <b>IP20 SUITABILITY.</b>	<b>HBL26CM11</b>
Yellow Seal-Tite® cover for weatherproofing #HBL26CM11 or #HBL23CM11 plugs. <b>IP55 SUITABILITY.</b> Note: Fits Insulgrip® devices only.	<b>HBL60CM31+</b>
White Seal-Tite® cover for weatherproofing #HBL26CM11 or #HBL23CM11 plugs. <b>IP55 SUITABILITY.</b> Note: Fits Insulgrip® devices only.	<b>HBL60CM31W**</b>
Yellow Insulgrip® connector body has rugged nylon housing and cord grip with range of .360" to .930" (9-24) that utilizes a unique offset jaws arrangement to provide secure strain relief.	<b>HBL26CM13</b>
Yellow Seal-Tite® cover for weatherproofing #HBL26CM13 or #HBL23CM13 connector bodies when used with shore power inlets. Threaded sealing ring makes connection watertight. Also for weatherproofing #HBL26CM11 plug when used with #HBL303SSO power outlet. <b>IP56 SUITABILITY.</b> Note: Fits Insulgrip® devices only.	<b>HBL60CM33+</b>
White Seal-Tite® cover for weatherproofing #HBL26CM13 or #HBL23CM13 connector body when used with shore power inlets. Threaded sealing ring makes connection watertight. Also for weatherproofing #HBL26CM11 plug when used with #HBL303SSO power outlet. <b>IP56 SUITABILITY.</b> Note: Fits Insulgrip® devices only.	<b>HBL60CM33W**</b>
Yellow Seal-Tite® cover for weatherproofing #HBL26CM13 or #HBL23CM13 connector bodies when used on extension cords or adapters. <b>IP55 SUITABILITY.</b> Note: Fits Insulgrip® devices only.	<b>HBL60CM32+</b>
Yellow polycarbonate spring-loaded lift cover plate for weatherproofing old style #26CM10 receptacle. Meets the most stringent requirements of UL's three listing categories for weatherproof plates. Stainless steel screws and neoprene gasket included for mounting to FS/FD type weatherproof boxes. <b>IP44 SUITABILITY.</b>	<b>HBL74CM24WO**</b>
Same as #HBL74CM24WO except gray in color. <b>IP44 SUITABILITY.</b>	<b>HBL7424WO**</b>
Yellow polycarbonate spring-loaded lift cover plate for weatherproofing #HBL26CM10 receptacle. Meets the most stringent requirements of UL's three listing categories for weatherproof plates. Stainless steel screws and neoprene gasket included for mounting to FS/FD type weatherproof boxes. <b>IP44 SUITABILITY.</b>	<b>HBL74CM25WOA**</b>
Same as HBL74CM25WOA except white in color	<b>HBL74CM25WOAW*</b>
Same as #HBL74CM25WOA except gray in color. <b>IP44 SUITABILITY.</b>	<b>HBL7425WOA**</b>
Stainless steel wall plate for old #23CM10 or #26CM10.	<b>S725*</b>
Stainless steel wall plate for new #HBL23CM10 or #HBL26CM10.	<b>S720*</b>

Notes: \*Not shown.

\*\*See page V-43 for photo.

+ Boots are not UL listable.

Rynite® is a registered trademark of E. I. DuPont.

# Marine Products

## 30 Ampere, 125V AC

2 Pole 3 Wire

### Ship-to-Shore Devices



Plugs and connectors only.



30A 125V

NEMA L5-30R

### 30A 125V AC Ship-to-Shore Devices

Description	Catalog Numbers
Yellow Valise® plug has one-piece nylon housing and assembles easily with two screws. Built-in cord grip has range of .590"-.930" (15.0-23.6). <b>IP20 SUITABILITY.</b>	<b>HBL26CM11V</b>
Black Valise® plug for use on bass boats with trolling motor. One-piece nylon housing assembles easily with two screws. Built-in cord grip has a range of .590"-.930" (15.0-23.6). <b>IP20 SUITABILITY.</b>	<b>HBL26CM11VB</b>
Yellow vinyl Seal-Tite® cover for weatherproofing #HBL23CM11V or #HBL26CM11V plugs. <b>IP55 SUITABILITY.</b> Note: Fits Valise® devices only.	<b>HBL60CM31V+</b>
Yellow Valise® connector body has a one-piece nylon housing and assembles easily with two screws. Built-in cord grip has range of .590"-.930" (15.0-23.6). <b>IP20 SUITABILITY.</b>	<b>HBL26CM13V</b>
Yellow vinyl Seal-Tite® cover for #HBL26CM13V connector body when used with shore power inlets. Threaded sealing ring makes connection watertight. <b>IP56 SUITABILITY.</b> Note: Fits Valise® devices only.	<b>HBL60CM33V+</b>
Yellow vinyl Seal-Tite® cover for weatherproofing #HBL23CM13V or #HBL26CM13V connector bodies when used on extension cords or adapters. <b>IP55 SUITABILITY.</b> Fits Valise® devices only.	<b>HBL60CM32V+</b>
Replacement non-metallic sealing ring for 30A cable sets and boots. Not UL listed.	<b>RPL30P</b>

Note: +Boots are not UL listable.



HBL26CM11V



HBL26CM11VB



HBL60CM31V



RPL30P



HBL26CM13V

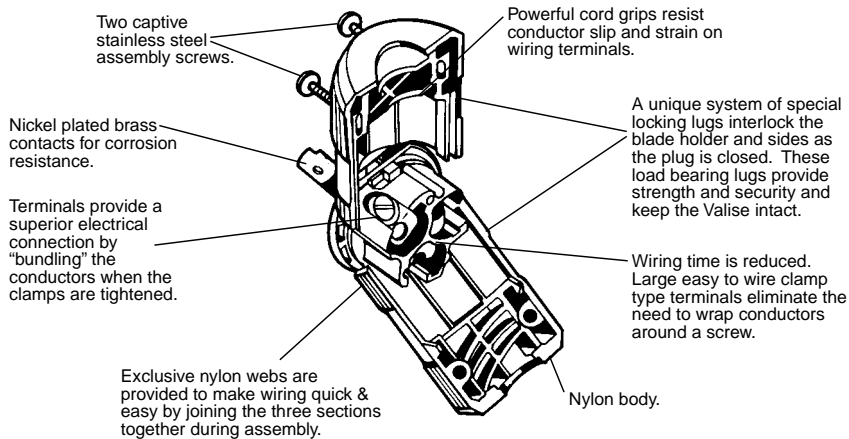


HBL60CM33V



HBL60CM32V

### Valise Plug



Dimensions in Inches (mm)



Wiring Device-Kellems

V-7

Marine Products  
**50 Ampere, 125V AC**  
 2 Pole 3 Wire  
**Ship-to-Shore Devices**



HBL503NM



HBL503RI



HBL503SS



HBL63CM60



HBL77CM15



HBL77CM17

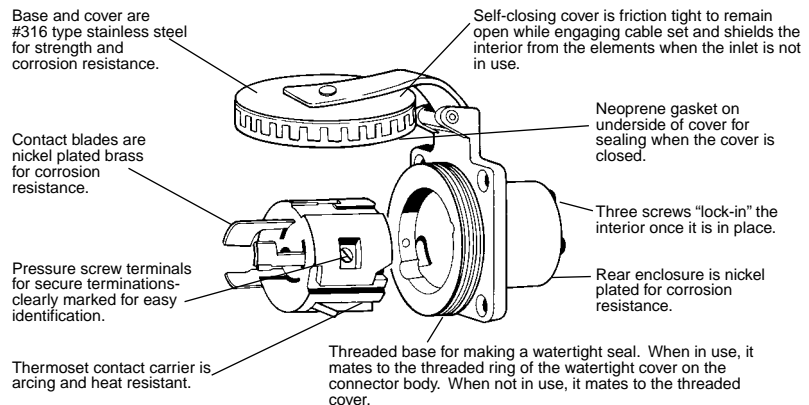


**50A 125V AC Ship-to-Shore Devices**

Description	Catalog Numbers
Stylized non-metallic shore power inlet has UV resistant white Centrex cover which makes unit weatherproof when completely closed. Interior has easy to wire terminals. Mounting holes are 2 <sup>3</sup> / <sub>8</sub> " (60.3) on centers and match existing mounting patterns. Mounting screws and gasket included. <b>IP56 SUITABILITY.</b>	<b>HBL503NM</b>
Stylized type 316 stainless steel shore power inlet has easy to use push-button latch that makes unit watertight when fully engaged. Interior has easy to wire terminals. Mounting holes are 2 <sup>3</sup> / <sub>8</sub> " (60.3) on centers and match existing mounting patterns. Mounting screws and gasket included. <b>IP56 SUITABILITY.</b>	<b>HBL503RI</b>
Traditional stainless steel shore power inlet has gasketed, self-closing cover so interior is shielded from the elements when not in use. Watertight when cover is securely fastened. Mounting holes are 2 <sup>3</sup> / <sub>8</sub> " (60.3) on centers, and rear portion has 2.171" (55.1) diameter. Mounting screws and gasket included. <b>IP56 SUITABILITY.</b>	<b>HBL503SS</b>
Protective rear cover. Fits all inlets except HBL503SS. Secures to back of inlets with 3 screws which are provided.	<b>SR3050* **</b>
Replacement interior for #HBL503SS and #63CM72 shore power inlets.	<b>CR16277*</b>
Nickel plated brass connector body has heat resistant thermostet interior and combination metal and rubber cord grip provides superior strain relief capability. Cord grip range is .437"-1.140" (11.1-29.0). <b>IP20 SUITABILITY.</b>	<b>HBL63CM60</b>
Yellow Seal-Tite® cover for connector bodies when used with 50A shore power inlets. Threaded sealing ring makes connections watertight. <b>IP56 SUITABILITY.</b>	<b>HBL77CM15+</b>
White Seal-Tite® cover for connector bodies when used with 50A shore power inlets. Threaded sealing ring makes connections watertight. <b>IP56 SUITABILITY.</b>	<b>HBL77CM15W*+</b>
Nickel plated brass cord clamp assembly with clamp range of .437"-1.140" (11.1-29.0) provides strain relief for terminations on shore power inlets.	<b>HBL77CM67*</b>
Yellow Seal-Tite® cover for weatherproofing 50A connector bodies on extension cords or adapters. <b>IP55 SUITABILITY.</b>	<b>HBL77CM17+</b>

Notes: \*Not shown.  
 + Boots are not UL listable.  
 \*\* Not UL/CSA.

**50A Traditional Stainless Steel Inlets**



# Marine Products

## 50 Ampere, 125V AC

2 Pole 3 Wire

### Ship-to-Shore Devices



#### 50A 125V AC Ship-to-Shore Devices

Description	Catalog Numbers
50' (15.2m) yellow vinyl jacketed shore power cable set. #6 AWG type STOW is completely factory pre-wired with molded-on devices. Connector end has threaded metallic sealing ring to make inlet/connector interface watertight. <b>IP56 SUITABILITY (BOATSIDE).</b>	<b>HBL61CM53</b>
Same as #HBL61CM53, except white. <b>IP56 SUITABILITY (BOATSIDE).</b>	<b>HBL61CM53W</b>
Same as #HBL61CM53, except 25' (7.6m) in length. <b>IP56 SUITABILITY (BOATSIDE).</b>	<b>HBL61CM43</b>
3 conductor, #6 AWG type STOW, yellow PVC jacketed portable cord with jute fillers for added flexibility. Ideal for making cable sets, extension cords, and adapters and will not mark boat's deck. 250' (75.2m) lengths only.	<b>YC306250*</b>
Nickel plated brass plug has heat resistant thermoset interior and combination metal and rubber cord grip, provides superior strain relief capability. Cord grip range is .437"-1.140" (11.1-29.0). <b>IP20 SUITABILITY.</b>	<b>HBL63CM61</b>
Yellow Seal-Tite® cover for weatherproofing 50A plugs. <b>IP55 SUITABILITY.</b>	<b>HBL77CM16+</b>
White Seal-Tite® cover for weatherproofing 50A plugs. <b>IP55 SUITABILITY.</b>	<b>HBL77CM16W*+</b>
Single receptacle has a heat resistant thermoset base. <b>IP20</b>	<b>HBL63CM70</b>
Yellow Valox® lift cover plate for weatherproofing 50A receptacles. Meets requirements of the most stringent of UL's three listing categories for weatherproof plates. Stainless steel screws and a neoprene gasket included. For mounting to FS/FD type weatherproof boxes. <b>IP44 SUITABILITY.</b>	<b>HBL77CM74WO</b>
Same as #HBL77CM74WO except gray in color. <b>IP44 SUITABILITY.</b>	<b>HBL7774WO</b>
Stainless steel wall plate for 50A receptacle.	<b>S750</b>

Note: \*Not shown.  
+ Boots are not UL listable.



**HBL61CM53  
HBL61CM53W  
HBL61CM43**



**HBL63CM61**



**HBL77CM16**

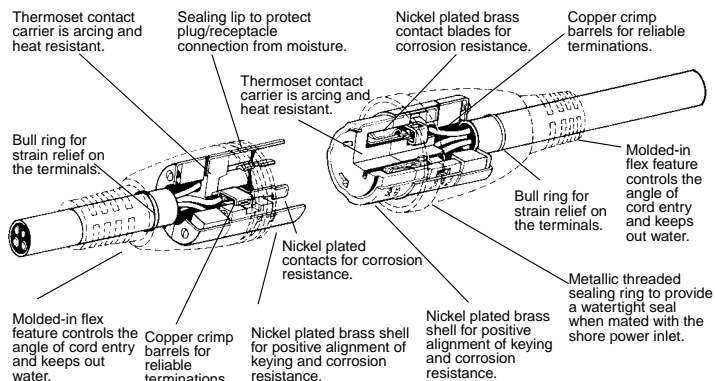


**HBL63CM70**



**HBL77CM74WO**

#### 50A Molded Cable Sets



**S750**

Valox® is a registered trademark of General Electric Company.

Dimensions in Inches (mm)



Marine Products  
**50 Ampere, 125/250V AC**  
 3 Pole 4 Wire  
**Ship-to-Shore Devices**



HBL504NM



HBL504RI



HBL504SS



HBL63CM64



HBL77CM15



HBL77CM17

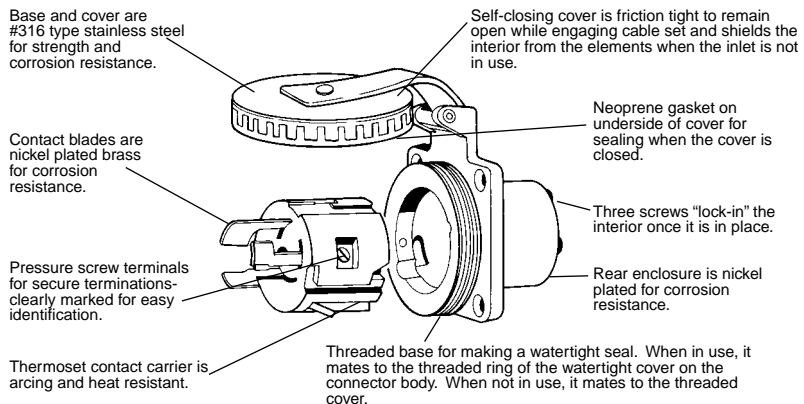


**50A 125/250V AC Ship-to-Shore Devices**

Description	Catalog Numbers
Stylized non-metallic shore power inlet has UV resistant white Centrex cover which makes unit weatherproof when completely closed. Interior is heat resistant thermoset material and has box lug terminals. Mounting holes are 2 <sup>3</sup> / <sub>8</sub> " (60.3) on centers and match existing mounting patterns. Mounting screws and gasket included. <b>IP56 SUITABILITY.</b>	HBL504NM
Stylized type 316 stainless steel shore power inlet has easy to use push-button latch that makes unit watertight when fully engaged. Interior is heat resistant thermoset material and has box lug terminals. Mounting holes are 2 <sup>3</sup> / <sub>8</sub> " (60.3) on centers and match existing mounting patterns. Mounting screws and gasket included. <b>IP56 SUITABILITY.</b>	HBL504RI
Traditional stainless shore power inlet has gasketed, self-closing cover so that the interior is shielded from the elements when not in use. It is watertight when the cover is securely fastened. The mounting holes are 2 <sup>3</sup> / <sub>8</sub> " (60.3) on centers, and the rear portion has a 2.171" (55.1) diameter. Mounting screws and gasket are included. <b>IP56 SUITABILITY.</b>	HBL504SS
Protective rear cover. Fits all inlets except HBL504SS. Secures to back of inlets with 3 screws which are provided.	SR3050* **
Replacement interior for #63CM74 and #HBL504SS power inlets.	CR16279* **
Nickel plated brass connector body has a heat resistant thermoset interior and combination metal and rubber cord grip, which provides superior strain relief capability. Cord grip range is .437"-1.140" (11.1-29.0). <b>IP20 SUITABILITY.</b>	HBL63CM64
Yellow Seal-Tite® cover for connector bodies when used with 50A shore power inlets. Threaded sealing ring makes connections watertight. <b>IP56 SUITABILITY.</b>	HBL77CM15+
White Seal-Tite® cover for connector bodies when used with 50A shore power inlets. Threaded sealing ring makes connections watertight. <b>IP56 SUITABILITY.</b>	HBL77CM15W*+
Nickel plated brass cord clamp assembly with clamp range of .437"-1.140" (11.1-29.0) provides strain relief for terminations on shore power inlets.	HBL77CM67*
Yellow Seal-Tite® cover for weatherproofing 50A connector bodies on extension cords or adapters. <b>IP55 SUITABILITY.</b>	HBL77CM17+

Notes: \*Not shown.  
 \*\* Not UL/CSA.  
 + Boots are not UL listable.

**50A Traditional Stainless Steel Inlets**



# Marine Products

## 50 Ampere, 125/250V AC

3 Pole 4 Wire

### Ship-to-Shore Devices



Plugs and receptacles only.



50A 125/250V



HBL63CM65



HBL77CM16



HBL63CM69



HBL77CM74WO



S750



HBL61CM52  
HBL61CM52W  
HBL61CM42  
HBL61CM42W

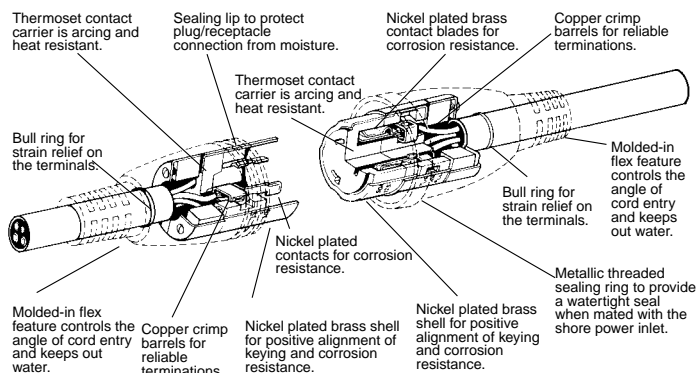
### 50A 125/250V AC Ship-to-Shore Devices

Description	Catalog Numbers
50' (15.2m) yellow vinyl jacketed shore power cable set, #6 AWG type STOW is completely factory pre-wired with molded-on devices. The connector end has a metallic threaded sealing ring for making the inlet/connector interface watertight. <b>IP56 SUITABILITY (BOATSIDE).</b>	<b>HBL61CM52</b>
Same as #HBL61CM52, except white. <b>IP56 SUITABILITY (BOATSIDE).</b>	<b>HBL61CM52W</b>
25' (15.2m) yellow vinyl jacketed shore power cable set, #6 AWG type STOW is completely factory pre-wired with molded-on devices. The connector end has a metallic threaded sealing ring for making the inlet/connector interface watertight. <b>IP56 SUITABILITY (BOATSIDE).</b>	<b>HBL61CM42</b>
Same as #HBL61CM42, except white. <b>IP56 SUITABILITY (BOATSIDE).</b>	<b>HBL61CM42W</b>
Four conductor, #6 AWG type STOW, yellow PVC jacketed portable cord with jute fillers for added flexibility is ideal for making cable sets, extension cords, and adapters that will not mark the boats deck. Available in 250' (76.2m) lengths only.	<b>YC406250*</b>
Nickel plated brass plug has a heat resistant thermostet interior and combination metal and rubber cord grip, which provides superior strain relief capability. Cord grip range is .437"-1.140" (11.1-29.0). <b>IP20 SUITABILITY.</b>	<b>HBL63CM65</b>
Yellow Seal-Tite® cover for weatherproofing 50A plugs. <b>IP55 SUITABILITY.</b>	<b>HBL77CM16+</b>
White Seal-Tite® cover for weatherproofing 50A plugs. <b>IP55 SUITABILITY.</b>	<b>HBL77CM16W*+</b>
Single receptacle has a heat resistant thermostet base. <b>IP20 SUITABILITY.</b>	<b>HBL63CM69</b>
Yellow Valox® lift cover plate for weatherproofing 50A receptacles. Meets requirements of the most stringent of UL's three listing categories for weatherproof plates. Stainless steel screws and a neoprene gasket included. For mounting to FS/FD type weatherproof boxes. <b>IP44 SUITABILITY.</b>	<b>HBL77CM74WO</b>
Same as #HBL77CM74WO except gray in color. <b>IP44 SUITABILITY.</b>	<b>HBL7774WO</b>
Stainless steel wall plate for 50A receptacle.	<b>S750</b>

\*Not shown.

+ Boots are not UL listable.

### 50A Molded Cable Sets



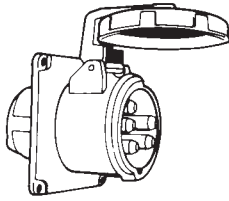
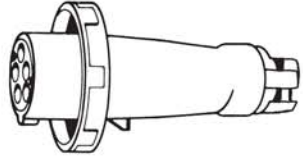
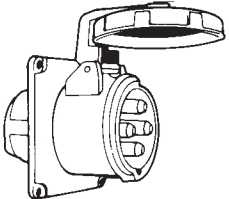
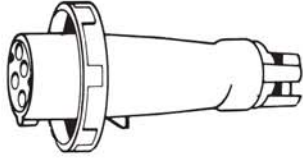
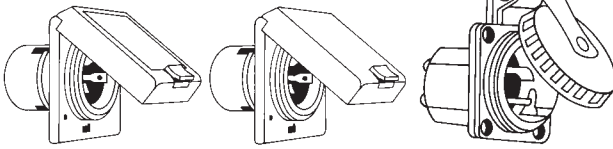

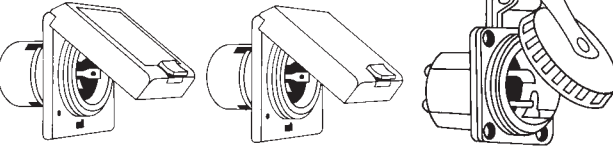
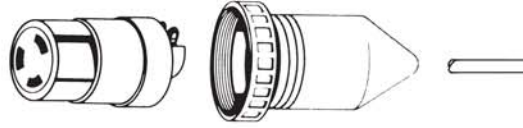
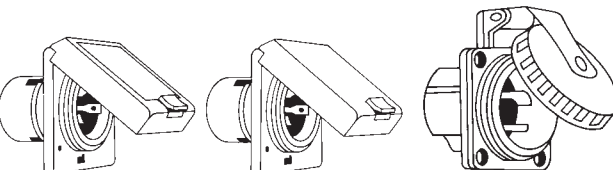

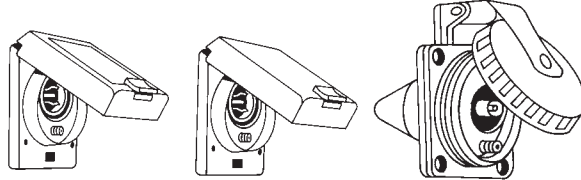

Valox® is a registered trademark of General Electric Company.

Marine Products

**Boatside**

Ship-to-Shore Selection Chart

Boatside

<p><b>100A 3ØY 120/208V AC 4 Pole 5 Wire</b></p> <p>Pages V-14-15, V-18-19</p>	 <p><b>M5100B9R</b></p>	 <p><b>M5100C9R</b></p>
<p><b>100A 125/250V AC 3 Pole 4 Wire</b></p> <p>Pages V-14-17</p>	 <p><b>M4100B12R</b></p>	 <p><b>M4100C12R</b></p>
<p><b>50A 125/250V AC 3 Pole 4 Wire</b></p> <p>Pages V-12-13</p>	<p>Non-Metallic      Stainless Steel Rectangular      Traditional Stainless Steel</p>  <p><b>HBL504NM</b>      <b>HBL504RI</b>      <b>HBL504SS</b></p>	 <p><b>HBL63CM64</b>      <b>HBL77CM15(W)</b></p>
<p><b>50A 125V AC 2 Pole 3 Wire</b></p> <p>Pages V-10-11</p>	 <p><b>HBL503NM</b>      <b>HBL503RI</b>      <b>HBL503SS</b></p>	 <p><b>HBL63CM60</b>      <b>HBL77CM15(W)</b></p>
<p><b>30A 125V AC 2 Pole 3 Wire</b></p> <p>Pages V-2-7</p>	 <p><b>HBL303NM</b>      <b>HBL303SSBL</b>      <b>HBL303SS</b></p>	 <p><b>HBL26CM13</b>      <b>HBL60CM33(W)</b></p>
<p><b>Portable Telephone Cable TV</b></p> <p>Pages V-8-9</p>	 <p><b>HBLPHTVNM</b>      <b>HBLPHTVRI</b>      <b>HBLPHTVSS</b></p>	 <p><b>PH6624</b>      <b>PH7440</b></p>





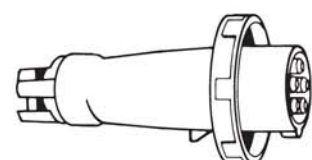
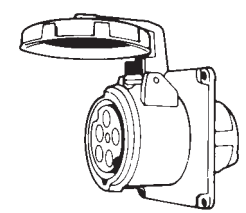


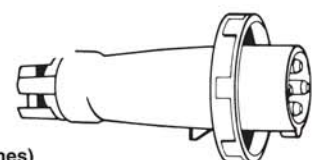
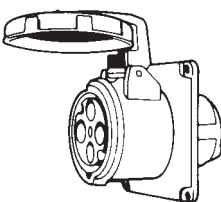


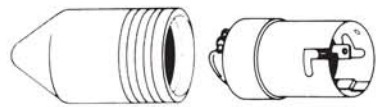
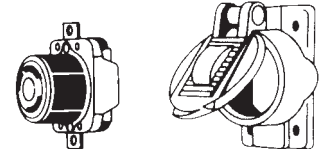



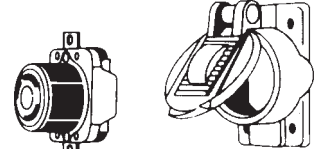





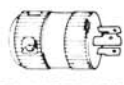

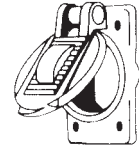





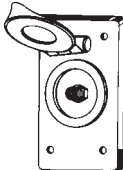
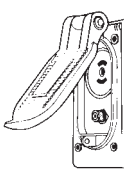

Marine Products

Dockside

Ship-to-Shore Selection Chart

Ship-to-Shore Selector Chart

Dockside

<p>CS75IT5 (75' 4-wire) CS100IT5 (100' 4-wire)</p>   <p>CS50EXT5 (50' extension cord) CW100IT5 (100' one-ended cable set for winches) CW125IT5 (125' one-ended cable set for winches)</p>	 <p>M5100P9</p>	 <p>M5100R9</p>
<p>CS75IT4 (75' 3-wire) CS100IT4 (100' 3-wire)</p>   <p>CS754 (75' 4-wire) CS1004 (100' 4-wire) CS50EXT4 (50' extension cord) CW754 (75' one-ended cable set for winches) CW100IT4 (100' one-ended cable set for winches) CW125IT4 (125' one-ended cable set for winches)</p>	 <p>M4100P12</p>	 <p>M4100R12</p>
<p>YC406250 (250' Cable Only)</p>   <p>HBL61CM52W, 50' (15.2m) HBL61CM52, 50' (15.2m) HBL61CM42, 25' (7.6m) HBL61CM42W, 25' (7.6m)</p>	 <p>HBL77CM16(W) HBL63CM65</p>	 <p>HBL63CM69 HBL77CM74WO</p>
<p>YC306250 (250' Cable Only)</p>   <p>HBL61CM53W, 50' (15.2m) HBL61CM53, 50' (15.2m) HBL61CM43, 25' (7.6m)</p>	 <p>HBL77CM16(W) HBL63CM61</p>	 <p>HBL63CM70 HBL77CM74WO</p>
<p>WC310280 (280' Cable Only) YC310250 (250' Cable Only)</p>   <p>HBL61CM08W, 50' (15.2m) HBL61CM03W, 25' (7.6m) HBL61CM08, 50' (15.2m) HBL61CM05, 35' (10.7m) HBL61CM03, 25' (7.6m)</p>	<p>HBL60CM31(W) HBL26CM11</p>     <p>HBL60CM31V HBL26CM11V</p>	  <p>HBL26CM10 HBL74CM25WOAW HBL74CM25WOA</p>
<p>PH6630 (250' Cable Only)</p>   <p>PH6599W, 50' (15.2m) PH6598W, 25' (7.6m) PH6599, 50' (15.2m) PH6598, 25' (7.6m)</p> <p>75 Ohm TV Cable</p> <p>TV99, 50' (15.2m) TV98, 25' (7.6m) TV99W, 50' (15.2m) TV98W, 25' (7.6m)</p> 	 <p>PH7440</p>  <p>PH6625</p>	<p>TV Only Phone/TV Phone Only</p>  <p>TV97</p>  <p>PH6597TV</p>  <p>PH6597</p>